

With this pass you're set for sightseeing the Mt. Fuji area!

Mt. FUJI PASS



Unlimited rides on buses and trains
Includes entrance tickets for
popular attractions
Many discounts and special deals

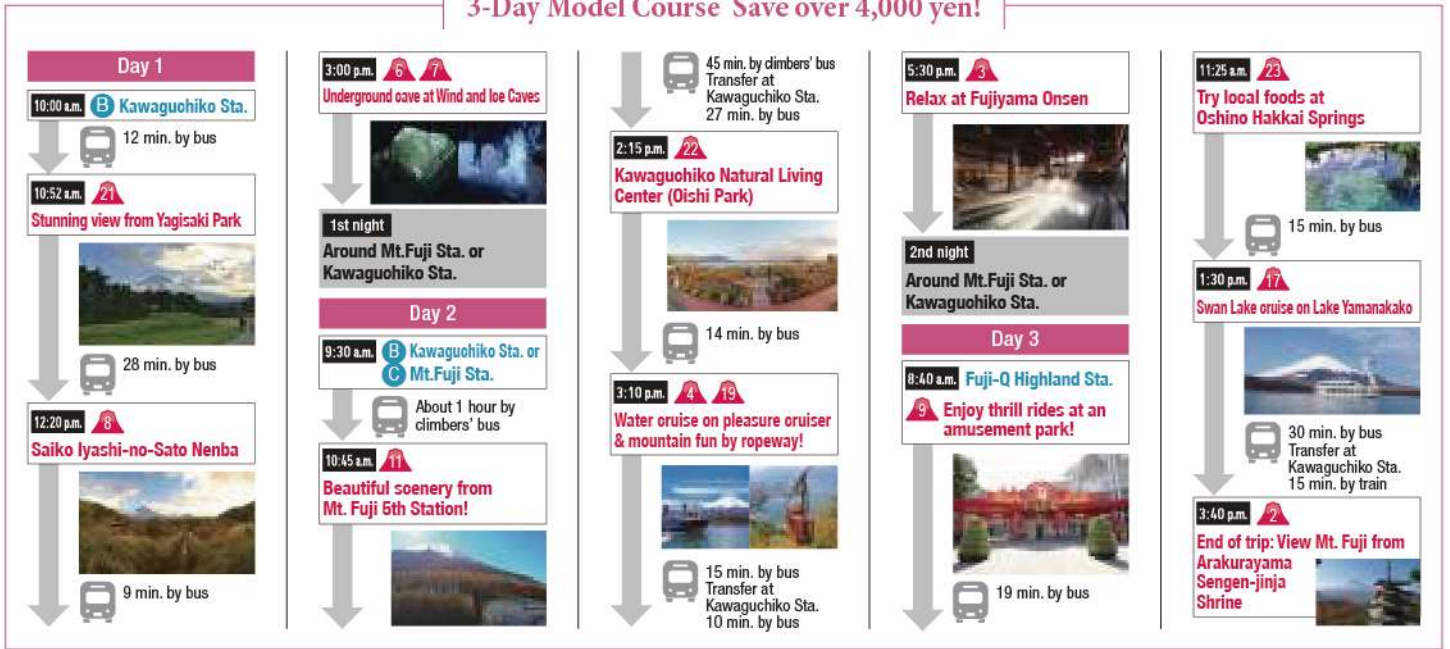


Mt. Fuji Pass Overview

Use the route buses and the Fujikyū Railway (trains between Otsuki and Lake Kawaguchiko) in the Yamanashi and Shizuoka area as many times as you like during the pass period. Entrance tickets for nine popular Mt. Fuji-area tourism facilities are also included in this bargain! Just show your Mt. Fuji Pass at many other facilities for additional discounts and special deals.

Available in 1-day, 2-day, and 3-day lengths, the Mt. Fuji Pass is a passport that fits every schedule and budget for tourism around Mt. Fuji.

3-Day Model Course Save over 4,000 yen!



Purchase

On sale at the following 8 locations

- Otsuki Sta.
- Kawaguchiko Sta.
- Mt. Fuji Sta.
- Yamanakako Asahigaoka Bus Terminal
- Gotemba Sta.
- Mishima Sta.
- Fujinomiya Sta.
- Shin-Fuji Sta.

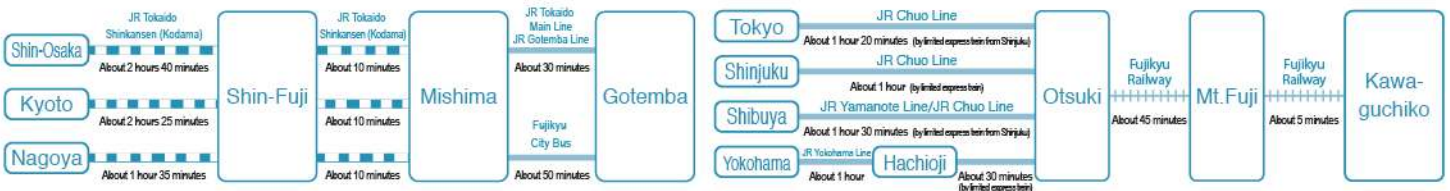
Purchase online

<http://bus-en.fujikyū.co.jp/mtpass/sale/>



Price

	Adult	Child
1 day ticket	5,500 yen	2,750 yen
2 day ticket	8,000 yen	4,000 yen
3 day ticket	10,000 yen	5,000 yen




Special Deals

Show your Mt. Fuji Pass and get a free service at the following attractions.

Fuji-Q Highland

Nearest Station (Bus, Train) Fuji-Q Highland



Max. 2,000 yen **9**

1 Free ride

*Some attractions not included

**Lake Yamanakako
Pleasure Cruiser
"Swan Lake"**

Nearest Station (Bus) Yamanakako Asahigaoka Bus Terminal



Normally 1,000 yen **17**

Free cruise ride

**Mt.FUJI PANORAMIC
ROPEWAY**

Nearest Station (Bus) Pleasure Cruiser / Ropeway Ent.



Round trip normally 900 yen **4**

Free ride

**Lake Kawaguchiko
Pleasure Cruiser
"En Soleille"**

Nearest Station (Bus) Pleasure Cruiser / Ropeway Ent.



Normally 1,000 yen **19**

Free cruise ride

**Fugaku Fuketsu (Wind Cave) /
Narusawa Hyoketsu (Ice Cave)**

Nearest Station (Bus) Fuketsu (Wind Cave), Hyoketsu (Ice Cave)



Normally 350 yen each **6**

Free entrance **7**

Grinpa (amusement park)

Nearest Station (Bus) Grinpa



Normally 1,300 yen **13**

Free entrance

**Lake Motosuko
Pleasure Cruiser
"Moguran"**

Nearest Station (Bus) Lake Motosuko



Normally 930 yen **20**

Free cruise ride

Other Discounts

1

Highland Resort Hotel & Spa
Gift shop: 5% off on purchases of 3,000 yen or more; Shop and cafe in La ville de Gaspard et Lisa: 10% off on purchases of 1,000 yen or more

2

**Fujikyu Unjokaku
(Mt. Fuji 5th Station)**
10% off on purchases of 1,000 yen or more

3

**Gateway Fujiyama-Mt.Fuji Sta. Shop /
Kawaguchiko Sta. Shop**
5% off on soft serve ice cream and drinks

4

Fujiyama Onsen
20-25% off on charges

5

**Fuji-Q Highland
Expressway Bus Terminal**
5% off on soft serve ice cream and drinks

6

Oshino Ninja Village
100 yen off admission fee

7

**Hanaterace Cafe
(Oishi Park)**
Free upgrade to large serving of soft serve ice cream

8

Sadoya Winery
100 yen off on winery tour

9

Yamanashi Mars Winery
5% off on purchases
(10% off on purchases of 5,000 yen or more)

10

**Budoya kofu
(Koshu Yume Kouji shop)**
10% off on drinks

11

Chiisana Kura no Bijutsukan
100 yen off admission fee

12

Crystal Museum
100 yen off admission fee

13

Kai-Zenkoji Temple
Admission fee 100 yen off for adult,
50 yen off for child

14

**Yamanashi Prefectural
Maglev Exhibition Center**
Free gift for visitors

15

Misaka Farm
100 yen off on fruit picking

16

Yumura Onsen Resort
10% off on purchases of 1,000 yen or more





Oshino Ninja Village

★ Show pass for discount

Watch a ninja show at a ninja village. Also recommended are the Japanese garden where nature can be enjoyed throughout the four seasons and foods made with local ingredients.

Nearest Station
(Bus) Oshino Ninja Village



Arakurayama Sengen-jinja Shrine / Arakurayama Sengen Park (Chureito Pagoda)

A must-go Mt. Fuji viewing spot. In the evening, the path to the shrine is lit and is very romantic!

Nearest Station
(Bus) Chureito Pagoda bus stop
(Train) Fujiyoshida Sta.



Fujiyama Onsen

With an area over 330m², it is Japan's largest wooden bathhouse! The onsen (hot spring) uses vanadium natural water unique to Mt. Fuji, containing about twice as much vanadium than commercially sold mineral water!

Nearest Station
(Bus) Fuji-Q Highland



Mt. FUJI PANORAMIC ROPEWAY

★ Show pass for free ride

The ropeway takes passengers to one of the best scenic spots offering a complete view of Lake Kawaguchiko and Mt. Fuji! Enjoy a spectacular view while relaxing with dango (Japanese sweets), a local teahouse specialty.

Nearest Station
(Bus) Pleasure Cruiser / Ropeway Ent.



Shibazakura Festival (Moss Pink)

The sight of shibazakura (moss pink) in bloom, more than anywhere else in the Greater Tokyo region, is a must-see! The color contrast makes the view of Mt. Fuji even more beautiful.

Nearest Station
(Bus) Shibazakura Festival
*Operates only during the festival

\ A little detour / Visit these places too!



Kofu City Center

There are many attractions near the station, such as Kofu Castle (Maizuru Castle) offering views of Mt. Fuji, a retro onsen district, and commercial facilities! Located near JR Kofu Sta., it is a recommended spot for Japan Rail Pass holders.

Nearest Station (Bus) Kofu Sta. South Gate, North Gate



Grinpa ★ Show pass for free entry

An amusement park located at the foot of Mt. Fuji. This is the only place where visitors can see the large Mt. Fuji from a Ferris wheel! The flower field during this season is also magnificent.

Nearest Station (Bus) Grinpa



Gotemba Premium Outlets

This Japanese flagship store of Premium Outlets stands on vast premises with views of Mt. Fuji, a World Cultural Heritage site, and has the largest shop area in Japan.

Nearest Station (Bus) Gotemba Premium Outlets



Fugaku Fuketsu (Wind Cave) / Narusawa Hyoketsu (Ice Cave)

6

7

★Show pass for free entry

A cave made of the lava of Mt. Fuji. The temperature inside the cave is pleasantly cool at around 3°C even in mid-summer! The pit type ice cave is full of undulations, providing visitors with an adventurous experience! The lateral wind cave is relatively gently sloping, allowing both the elderly and children to enjoy as well.

Nearest Station

(Bus) Hyoketsu (Ice Cave), Fuketsu (Wind Cave)



Fuji-Q Highland

★Show pass for 1 free ride

There is an assortment of rollercoasters that hold Guinness World Records. This summer, a new area themed on the popular anime "Naruto" will open. This fun amusement park has something enjoyable for everyone, including those who dislike thrill rides.

Nearest Station

(Bus, Train) Fuji-Q Highland

9



Hana-no-Miyako Park

10

Seasonal flowers fill the 300,000m²-premises. The brilliant colors and rich nature will enliven your holiday at the lakeshore. The park also offers a water amusement area during the summer!

Nearest Station

(Bus) Hana-no-Miyako Park



Saiko Iyashi-no-Sato Nenba

8

This area was once known as Japan's most beautiful settlement of thatched-roof houses. See firsthand a nostalgic Japanese landscape in the 21st century. Visitors can also enjoy interacting with the locals.

Nearest Station

(Bus) Saiko Iyashi-no-Sato Nenba



Mt. Fuji 5th Station (Fuji-Subaru Line 5th Sta.)

11

Mt. Fuji 5th Station is synonymous with the starting point for climbing Mt. Fuji. Located at an altitude of 2,305m, it feels chilly even in mid-summer. It is also a recommended spot for a stroll and a view of a sea of clouds.

Nearest Station

(Bus) Fuji-Subaru Line 5th Sta.

15



Fruit Picking

Fuefuki City close to Kofu Sta. has earned the title of "The Number One Location in Japan for Peaches and Grapes" and is a leading fruit producer in Yamanashi. High quality delicious fruits, such as strawberries, peach, grapes, and apple, can be eaten all year round.

Nearest Station (Bus) Isawa-onsen Sta.

16

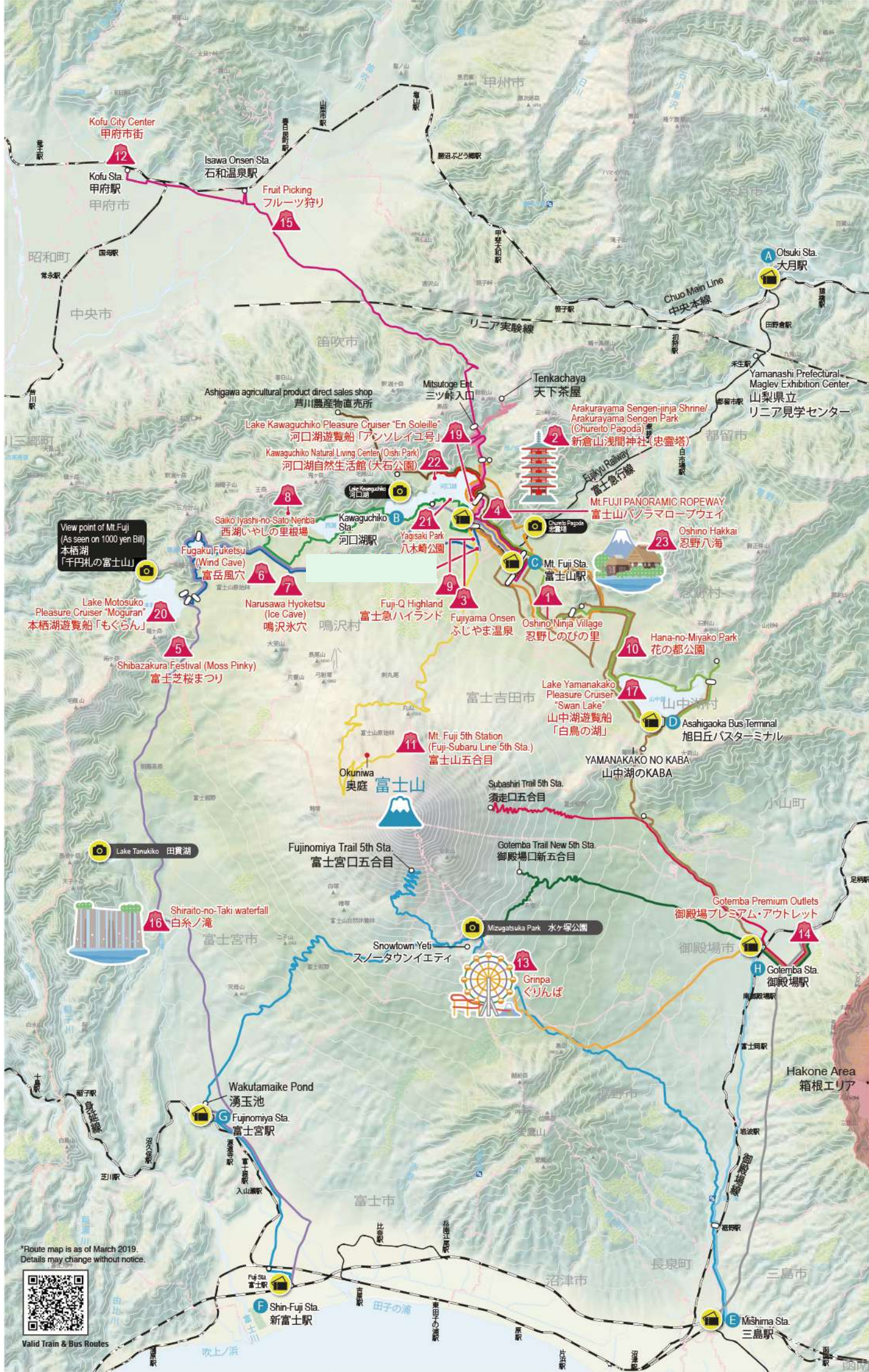


Shiraito-no-Taki Waterfall

Measuring 20m in height and 200m in width, this waterfall has the largest width in Japan. It is a beautiful sight featuring many waterfalls that look like strands of white silk thread (shiraito).

Nearest Station (Bus) Shiraito-no-Taki





View point of Mt. Fuji
(As seen on 1000 yen Bill)
本栖湖
「千円札の富士山」

Lake Motosuko
Pleasure Cruiser "Moguran"
本栖湖遊覧船「もぐらん」

Shiraito-no-Taki waterfall
白糸ノ滝

*Route map is as of March 2019.
Details may change without notice.



Valid Train & Bus Routes